



# Information Booklet

**aogp** Adelaide to Outback  
GP training program Customised  
Personalised  
Specialised

**AOGP is a major SA-based regional training provider  
of General Practice Training**

**2011 Edition**

# **Customised Personalised Specialised**

# Welcome



Welcome to the Adelaide to Outback GP Training Program.

This booklet will provide you with an introduction to AOGP's place in Australian GP Training (AGPT). In brief, we aim to be a provider of premier GP specialty training.

We offer you a training structure that meets relevant College requirements but with the flexibility to shape it and make it your own.

At the conclusion of training, you will join a diverse group of excellent GPs well suited to their locality with a passion for a career they have helped shape.

**Linda Black**  
Chief Executive Officer



# Contents

**At all times our aim is to provide the necessary educational expertise to ensure the program provides a diverse and inspiring education and training experience that creates confident and competent General Practitioners who are a dynamic and passionate force in health.**

<b>01. Adelaide to Outback</b>	<b>P6</b>
About AOGP	P6
<b>02. GP Training</b>	<b>P10</b>
The structure at a glance	P10
<b>03. AOGP Training Blueprint &amp; Opportunities</b>	<b>P14</b>
The 4 Training Pillars	P16
The 6 Training Rooms	P18
The 5 Training Provisions	P24
<b>04. AOGP Training region</b>	<b>P30</b>
Accredited Training Posts	P32
<b>05. Acronyms</b>	<b>P36</b>

# 01. Adelaide to Outback

## ABOUT AOGP

### **Principle 1: Customised**

From the point of an applicant's acceptance into the AGPT program with AOGP we are focused on helping Registrars design a customised Training Blueprint, which they will work to complete over the course of their program. The blueprint design will recognise the skills, knowledge, attitudes and experience a Registrar brings with them into the program whilst simultaneously identifying the skills, knowledge, attitudes and experience they want and need to develop during the life of their GP training program.

This above work is achieved whilst also reconciling the Registrar's Training Blueprint to the relevant College/s' curricula requirements and training standards, and adhering to the program guidelines presented by the Commonwealth, via GPET.

### **Principle 2: Personalised**

AOGP prides itself on being people-oriented. The team at AOGP works hard to ensure that it uses a variety of communication methods to suit individual Registrar needs. Streamlined systems and processes underpin this personal focus to allow for easy and transparent access to all training and education options specified in the Registrar's Training Blueprint. This includes, wherever possible, access to family-friendly training arrangements.

### Principle 3: Specialised

From the outset in 2002, AOGP was developed with a clear goal to create General Practitioners who are both specialists in primary care as well as a passionate and dynamic force in community-based medicine. Registrars will be trained with the aim of attaining a specialist qualification, either as an FRACGP and/or a FACRRM.

Our training program is best described as:

- Flexible and Registrar directed
- Innovative in the delivery of education
- Family friendly
- Responsive to core stakeholders (ie Registrars, Supervisors/ Trainers and Training Posts) and other key stakeholders in the region (eg RACGP, ACRRM, GPET etc)





### **Registrar Liaison Officer (RLO)**

AOGP welcomes Registrar involvement in the organisation. One of the ways that this is facilitated is through the Registrar Liaison Officer (RLO). An active urban and rural Registrar within the Adelaide to Outback Training Program share the role of Registrar Liaison Officer. Their role is to provide information to, and facilitate communication between, Registrars and AOGP. The RLO undertakes this in a number of ways including the very important role of 'reality-checker' for AOGP educational activity. The RLO may also act as an advocate on behalf of Registrars on issues relating to education, the achievement of learning objectives, work conditions, hospital and practice placements, and conflict resolution if the need arises.

### **Registrar input**

Registrars are also involved at the highest policy level of the Adelaide to Outback GP Training Program via a Director position on the governing Board. This means the Registrar viewpoint is influencing the governance and direction of Adelaide to Outback. Registrars are also members of all task and education Working Groups/Subcommittees as well as the Appeals and Grievance Committee.



### **Supervisor Liaison Officer (SLO)**

Each Regional Training Provider (RTP) appoints a SLO to facilitate dialogue between Supervisors/Trainers and the training program, at regional and national levels.

At Adelaide to Outback, the urban and rural SLO (who like the RLOs, role share) provide an additional communication link between Supervisors/Trainers and the RTP. They ensure Supervisors/Trainers are up-to-date with Adelaide to Outback training developments, as well as provide feedback to AOGP from a Supervisor's/Trainer's perspective.

### **Practice Manager Liaison Officer (PMLO)**

The PMLO role is not a nationally established role. AOGP created this additional liaison officer in 2008 to support new and existing training posts. The PMLOs also assist AOGP to identify and develop programs and resources that support Practice Managers in their role within the training program.

All Consultant Liaison Officer positions are rotated on a 12–18 month basis.

## 02. GP Training

### THE STRUCTURE AT A GLANCE

In order to be recognised as an Independent General Practitioner by Medicare Australia, Fellowship of one of the professional Colleges (RACGP or ACRRM) is required. The primary goal for all Registrars within the Training Program is to gain one or both Fellowships. Other goals may include attainment of the Fellowship of Advanced Rural General Practice (FARGP) and/or other clinical qualifications that allow for skilled, independent procedural work and/or special interest work.

#### **Fellowship of Royal Australian College of General Practitioners (FRACGP)**

To qualify for the FRACGP, Registrars must sit a three-part written and clinical examination, and have completed all Training Program requirements. Completion of the FRACGP usually takes three years with up to one year Recognition of Prior Learning (RPL) available. The chronology of training terms is flexible (RACGP model pg 12).

Registrars wishing to extend their rural General Practice training may complete an additional year of rural-based training to qualify for the FARGP.

More information is available at: [www.racgp.org.au/vocationaltraining](http://www.racgp.org.au/vocationaltraining)

#### **Fellowship of Australian College of Rural and Remote Medicine (FACRRM)**

Registrars considering a career in rural medicine may choose to pursue a FACRRM exclusively or concurrently with their FRACGP (and FARGP if desired). To qualify for the FACRRM, Registrars must sit a number of mandatory formative and summative assessments, and have completed all Training Program requirements. The Training Program usually takes four years to complete with up to two years RPL available. The chronology of training terms is flexible (ACRRM model pg 13).

More information is available at: [www.acrrm.org.au/assessment](http://www.acrrm.org.au/assessment)

#### **College Curricula**

Training curricula prepared by the RACGP and ACRRM provide an overall context and framework for General Practice training. The structure and delivery of both in-Practice and out-of-Practice regionalised education and training at AOGP is directly informed by the curriculum documents from both Colleges.

Copies of the curricula are available directly from the RACGP and ACRRM websites.

RACGP [www.racgp.org.au/curriculum](http://www.racgp.org.au/curriculum)

ACRRM [www.acrrm.org.au/primary-curriculum](http://www.acrrm.org.au/primary-curriculum)



## General Practice Training Pathways

The Australian General Practice Training (AGPT) program allows Registrars to elect to train in either a Rural or General Pathway (with exception for those bound by the 10 year moratorium restrictions). The pathways have been created with a view to facilitating the development of skilled General Practitioners in both rural and urban General Practice.

At the completion of training, Registrars are qualified to practice in all geographical regions of Australia regardless of their chosen training pathway or model. However, restrictions may still be in place, post completion, for those Registrars who are bound by the 10 year moratorium. For further information regarding the implications of this moratorium, please see the Doctor Connect website [www.doctorconnect.gov.au](http://www.doctorconnect.gov.au)

### *General*

The General pathway allows Registrars the opportunity to train in any area within the AOGP region consistent with the policies governing that pathway. Registrars undertaking the General Pathway will take a minimum of three years to complete training, and will do so primarily in urban General Practice. During this time Registrars may also be required to fulfill their AGPT requirements within the AOGP region, by electing from a series of options as part of the Placement Process.

Whilst the majority of Registrars who undertake the General Pathway intend to work primarily in urban General Practice, this pathway also allows for the inclusion of rural-oriented skill development. Registrars may choose to pursue this training focus within the General Pathway or formally change to the Rural Pathway.

### *Rural*

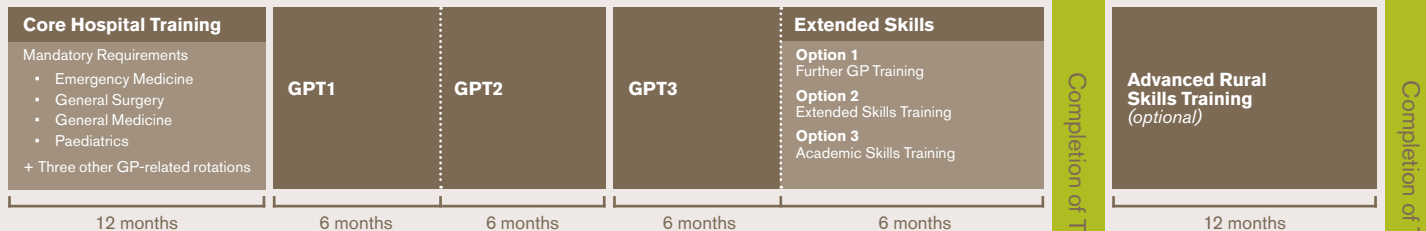
The Rural Pathway is primarily designed for those Registrars who are committed to training and working in rural areas. It is also suitable for those who are interested in undertaking procedural work as an additional part of their General Practice.

Rural Pathway Registrars will complete their training almost entirely in rural or remote General Practice. Eligible training placements are those within locations 2–5 of the Australian Standard Geographic Classification—Remote Areas (ASGC-RA) system. The ASGC-RA status of any location may be determined using the mapping locator on the Doctor Connect website [www.doctorconnect.gov.au](http://www.doctorconnect.gov.au)

Section 19AB of the Health Insurance Act requires Overseas Trained Doctors—who have completed the AMC requirements—and Foreign Graduates of an Australian Medical School to train in the Rural Pathway if they are to enter AGPT. This allows Registrars with this background to participate in GP training whilst meeting their 10 year moratorium restrictions.

## Registrar following RACGP pathway

### Training Components



### Assessment Timeline

#### Formative



#### Summative (RACGP Exams)

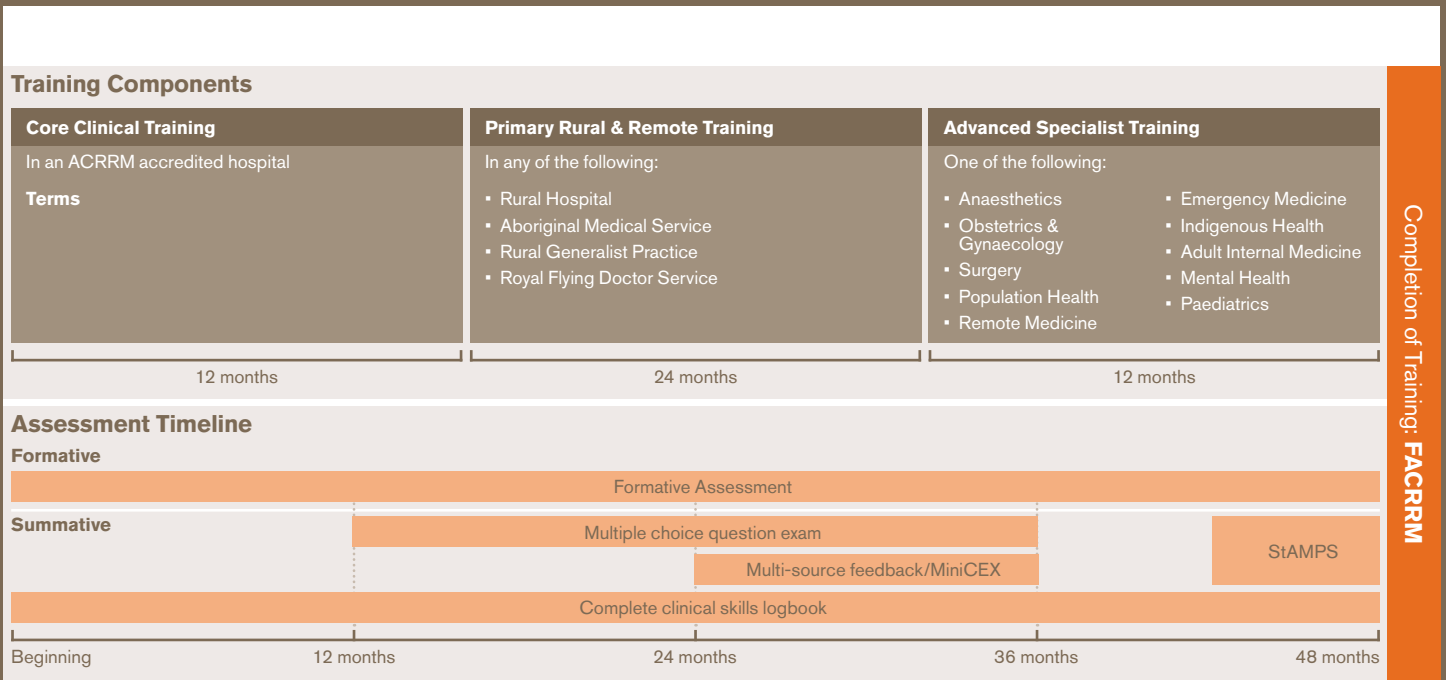


Beginning      12 months      24 months      36 months      36 months      48 months

Completion of Training: FRACGP

Completion of Training: FARGP

## ACRRM MODEL FOR TRAINING



Completion of Training: **FACRRM**

### 03. AOGP Training Blueprint & Opportunities

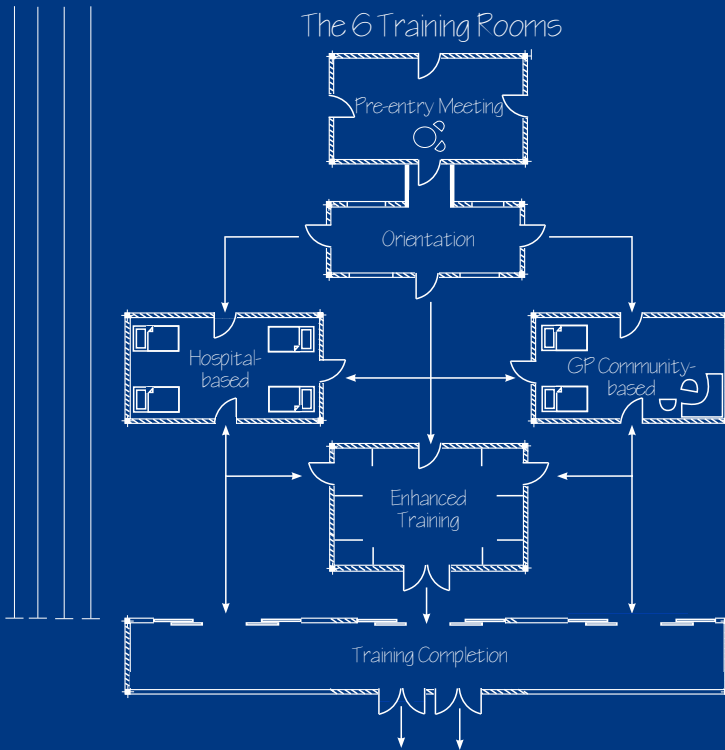
AOGP provides the template for Registrars to custom build their Training Blueprint. The co-development of a Training Blueprint will ensure Registrars have the maximum opportunity to become the General Practitioner they aspire to be.

The template consists of three main components, namely Pillars, Rooms and Provisions. The elements within each of these components are outlined in the following pages.



# The 4 Training Pillars

- Training advice
- Personalised Review and Feedback
- Person-Program-Post Placement Process
- Registrar Wellbeing Framework



Specialist General Practitioner  
in Independent Practice

- ### The 5 Training Provisions
- On-line education information management
  - Learning resources
  - Extraordinary training
  - Support for Rural-based Registrars
  - Reimbursements

## THE 4 TRAINING PILLARS

The 4 Pillars form the critical underpinning elements of the Registrar's Training program. Each of these elements is provided on an ongoing basis to each Registrar, from pre-entry through to completion of training and Fellowship ratification.

### 1. Training Advice

AOGP Training Advisors expertly guide each Registrar's progress through training—assisting to customise their Training Blueprint and determine the order and format of their training program components. Training advice commences at the Pre-entry Meeting.

### 2. Personalised Review and Feedback

The RACGP and ACRRM training standards require providers of General Practice training to assess and monitor all Registrars, both at the beginning of training, and throughout the life of the Registrar's program. AOGP uses a number of different educational tools to tailor training to Registrars' particular learning needs. Equally it uses a number of tools to monitor a Registrar's progress towards meeting these needs, including the use of GPRime, Learning Plans and a Formative Assessment Framework.

Formative Assessment includes:

- AOGP Procedural Skills Log

- Hospital Rotation Assessment
- AOGP Learning Needs Analysis
- Doctors Interpersonal Skills Questionnaire
- Medical Educator Visits
- End of Semester GP Registrar Appraisals

### 3. Person-Program-Post Placement Process (P<sup>5</sup>)

AOGP places a large number of Registrars in Practices across the state each Semester. AOGP believes that in order to maximise the benefits of in-practice training, it is important to match the Registrars' learning needs with those learning experiences offered by the Practices. AOGP has in place a robust and successful matching process to meet this key objective. The matching process is a consultative one that adheres to the AOGP educational philosophy. As part of this process, AOGP is also required to balance Registrar's and Practices' needs with those of the AOGP region.

Registrars, Supervisors, Practices and the Medical Education team all play a part in the matching, pre-placement, and placement processes. AOGP firmly believes that a successful placement process and outcome requires all parties to be involved and to fulfil their relevant responsibilities.

#### 4. Registrar Wellbeing Framework

AOGP places a high value on Registrar wellbeing. To this end AOGP has developed a coordinated self-care and support program for Registrars, consisting of Pastoral Care, a Self-Management training program and a Registrar Assistance Program.



## THE 6 TRAINING ROOMS

### 1. Pre-entry Meeting

Upon acceptance of a training position at AOGP, Registrars are invited to participate in a Pre-entry Meeting with the Medical Director. The purpose of this meeting is to commence the development of a customised Training Blueprint to ensure the training program is tailored to meet the Registrar's individual needs, reconciled against the College/s' requirements. The Training Blueprint template (pg 15) is used to guide this development.

### 2. Orientation

At AOGP, we believe it is important to equip Registrars with essential information, advice, and key tools in order to maximise training opportunities. The Orientation program for each cohort provides up-front information about the AOGP training program, available resources and support, an introduction to AOGP personnel, and establishes mutual expectations and obligations. All Registrars are expected to attend this important educational activity.



### 3. Hospital-based Training

Skills and experiences currently gained through hospital rotations are an important element of the Training Program. Certain hospital rotations and experiences are considered mandatory and must be satisfactorily completed prior to entry into the General Practice Terms of training (RACGP & ACRRM models Pgs 12 & 13). Registrars who complete these requirements as part of their AOGP program are actively engaged with AOGP during this time. While hospital positions are salaried by the State government, AOGP provides advocacy for Registrars to ensure that Hospital-based Training opportunities are maximised wherever possible.

Hospital-based Registrars are expected to attend fortnightly Registrar Directed Learning (RDL) sessions which are held out of regular working hours. These sessions are an opportunity for Registrars to learn about a range of topics which have been mapped against the College/s curricula and to network with their peer group. Also, as part of their self-directed learning, Registrars are encouraged to focus on building their clinical skill-set with a view to later applying these skills within the General Practice context.



Adelaide to Outback continues to trial the development and implementation of hospital-based training in regional hospitals in South Australia. To date, Registrars in South Australia have been restricted in their ability to undertake Core Hospital and Extended Skills Training in rural areas. For the first time, in 2006, Post-Graduate Year 2 (PGY2) hospital based general training was trialled successfully in a rural hub. There also continues to be an opportunity to develop regional hospital posts in a number of sub-specialities where appropriate supervision is available. These include posts in surgery, anaesthetics and paediatrics.



#### 4. GP Community-based Training

GP community placements are a crucial component of the Training Program, allowing Registrars to gain General Practice skills in a well supported, supervised training environment.

##### *In-Practice training*

During GP Community-based training, Registrars are placed within a General Practice under the supervision of fully-qualified GPs. All AOGP Supervisors are experienced GPs who have been accredited to RACGP and/or ACRRM standards to provide supervision and training in an accredited Practice. As part of this process, AOGP provides regular upskilling to all accredited Supervisors.

As General Practice training is based on a vocational (apprenticeship) model, Supervisors provide essential professional role-modelling, advice, one-on-one teaching, supervision, feedback, and formative assessment. Supervisors also, particularly in rural areas, play a key role in familiarising Registrars with specific regional needs and providing ongoing support to Registrars and their families.

##### *Out-of-Practice training*

Registrars are required to attend educational events at AOGP or other relevant training venues. These events are comprised of two types. The first—Education Block Releases—have pre-determined learning objectives in line with specific GP Terms. Education Block Releases are full-day events. The second—Registrar Directed Learning groups—are Registrar-driven, Medical Educator facilitated, and based on the group's identified learning needs. These are half day events for urban-based Registrars and full day events for rural-based Registrars.

Registrars are supported by AOGP to attend out-of-practice training with the provision of childcare with a qualified child care worker in attendance. Registrars are also supported by Practices, who release them to attend this training in paid time.

## 5. Enhanced Training

AOGP maintains and supports Extended Skills Training (EST) posts, Academic Skills Posts, and Advanced Skills Training.

### *Extended Skills Training posts*

EST posts offer an opportunity to gain experience in areas of health and medicine that are relevant to General Practice and of special interest to the Registrar. These posts are available to all Registrars for a duration of three or six months and can be undertaken—with prospective approval—at any time during training after the completion of the core hospital terms.



EST posts include, but are not limited to the following:

- Aboriginal and Torres Strait Islander Health—rural and urban
- Aviation medicine
- Disability medicine
- Drug and Alcohol Services South Australia (DASSA)
- Grief and palliative care
- Mental health
- Multicultural and Refugee Health
- Overseas Posts (eg: Addiction Treatment services, Dublin Ireland)
- Sports Medicine
- Travel Medicine
- Women's health and sexual health

### *Advanced Skills Training*

Advanced Skills Training is primarily undertaken by Registrars intending to do a FACRRM or FARGP. The aim of Advanced Rural Skills Training/Advanced Specialised Training is to allow Registrars to further their knowledge and/or skills in an area of interest. These 12 month posts are typically located in a hospital or community setting, or a combination of both. A Registrar undertaking this form of enhanced training may also choose to pursue a specific skill qualification in this area (eg Diploma in Palliative Care, Dip OBS/Advanced Dip OBS etc).

There are multiple types of posts that can be undertaken as Advanced Skills Training. These include, but are not limited to:

- Aboriginal and Torres Strait Islander Health
- Anaesthetics
- Emergency
- Mental Health
- Musculoskeletal Medicine
- Obstetrics
- Paediatrics
- Palliative Care
- Small Town General Practice
- Surgery



## 6. Training Completion

To be deemed eligible for Completion Of Training (COT), Registrars need to have completed their summative assessments and all additional training requirements.

The summative assesment requirements for the RACGP can be found at [www.racgp.org.au/assessment](http://www.racgp.org.au/assessment) and ACRRM's requirements can be found at [www.acrrm.org.au/assessment](http://www.acrrm.org.au/assessment).



## THE 5 TRAINING PROVISIONS

The 5 Provisions are additional training support and reimbursement elements that AOGP makes available at different stages of the training experience. They may be utilised to assist the Registrar to meet their identified learning needs that have been established as part of the Training Blueprint development.

### 1. On-line education information management

#### *GPRime*

AOGP's online education information management platform, GPRime (GP Registrar information management and education) is the primary way in which all AOGP Registrars and Medical Educators communicate, store and share resources.



### 2. Learning resources

#### *UpToDate*

This is an evidence-based, peer-reviewed information resource available via the Web, desktop/laptop computer and mobile device. AOGP supports Practices to have access to this subscription resource.

#### *AOGP Toolbox*

The AOGP Toolbox is an in-practice teaching tool for Supervisors to assist Registrars' learning. It contains a series of modules designed to be used during in-practice teaching sessions. Registrars can access the Toolbox on GPRime and are encouraged to work with their Supervisor to incorporate the relevant tutorials as part of in-practice teaching sessions. The tutorials have been developed utilising the expertise of Medical Educators, Supervisors and Registrars.

#### *GP Learning Online*

AOGP supports Registrars access to this RACGP educational resource, which covers an extensive range of topics in a variety of educational formats.



### *RRMEO*

All AOGP Registrars in the Rural Pathway are registered on the Rural and Remote Medical Education Online (RRMEO) website, which is ACRRM's online learning site. This website provides access to online education opportunities and allows for online collaboration with other Registrars and with AOGP.

### *AOGP Library*

Registrars have many resources available to them through the AOGP library. It is open during business hours and out-of-hours by prior arrangement. The library has a large selection of books, DVDs and reference materials, including exam preparation resources that can be borrowed. Rural Registrars can have materials posted to them for their convenience.

### *In-Practice Resources*

AOGP provides each accredited Practice with a suite of in-practice resources that are to be made available to the Registrar and Supervisor/s involved in teaching in that Practice. These resources include reference books, on-line resources as well as video and television equipment.

### 3. Extraordinary training

#### *Education Weekend*

The AOGP Education Weekend is the largest education event in the calendar and has been delivered since 2002.

The Board originally commissioned this event with two aims in mind. Firstly, to provide a robust educational forum that also allowed for a networking opportunity between the two core stakeholder groups, namely Registrars and Supervisors, together with AOGP personnel. Secondly, to ensure the partners and/or families of all participants were also included in the weekend's events and that there was cross-fertilisation between those based in the city with those based in the rural AOGP region. This dual aim continues to be maintained. From 2010 this event has been offered every two years and always in a rural environment.

#### *Communications Skills Training*

In addition to the Education Block Releases, AOGP also provide a Communication Skills Program. Through the Learning Needs Analysis (LNA) process, Registrars will be notified if their attendance is formally required, however the program is open to all Registrars during their first year of General Practice training.

#### *Structured Exam Preparation and Support*

AOGP offers a range of support and resources for Registrars preparing to sit for the ACRRM or RACGP summative assessments. This includes provision of the AOGP Exam Preparation Handbook, 1:1 peer mentoring if required, and access to simulated written and clinical exams.

AOGP also assists Registrars to form study groups. It provides in- and out-of-hours access to the AOGP Library, other resources, Medical Educator expertise, and training rooms for the purpose of supporting these groups.



#### **4. Support for Rural-based Registrars**

##### *Rural Orientation*

AOGP conducts a rural orientation workshop for Registrars and their partners/families entering rural regions for the first time. This is to ensure that the whole family are well prepared for their rural relocation.

##### *AOGP Regional support*

AOGP provides grants to organisations involved in supporting General Practice at the regional level, and coordinates with other services (eg the Rural Medical Family Network through RDWA), to provide a local support program for Registrars and their families who are moving into rural regions.

##### *Virtual Study Group*

Virtual Study Groups, allow rural and general pathway Registrars—in a rural setting—access to facilitated peer support as they work towards sitting their RACGP or ACRRM summative examinations. This learning process enable Registrars to work together in an expert-facilitated but self-directed study group, regardless of proximity.

#### **5. Reimbursements**

Each Registrar has access to a number of cost reimbursements and incentives that relate to their training, and that are paid by either AOGP or Medicare Australia.



## 04. AOGP Training Region

AOGP maintains a large region, which provides an extensive array of training opportunities: from remote practice in the north and west of the state, to training in diverse rural regions, through to outer-metropolitan and urban General Practice.

The AOGP region covers a large proportion of metropolitan and rural South Australia. In metropolitan Adelaide, AOGP includes the area from the city North, East, and West. The region includes high and low socio-economic status areas, areas of non-English-speaking populations, as well as areas of GP shortage.

The rural AOGP region predominantly follows Highway One north and west. It includes the Yorke Peninsula, Mid North, Flinders and Far North, and Eyre Peninsula. The Adelaide Hills, Murray Mallee, and Southern are shared with Sturt Fleurieu GP Training. AOGP also shares a rural Training Post with Northern Territory General Practice Education in Alice Springs. The rural AOGP region ranges from inner rural suburbs to popular tourist locations, to industrial and agricultural regions.

Maps illustrating our region coverage can be accessed via our website: [www.adelaidetooutback.com.au/trainingposts](http://www.adelaidetooutback.com.au/trainingposts)



## **ACCREDITED TRAINING POSTS**

The training program utilises high quality Training Posts within these regions for Registrar in-practice training. With structured support from AOGP, they offer a diverse range of educational opportunities. All Training Posts (listed below) have undertaken a rigorous accreditation process, meeting Adelaide to Outback, RACGP (urban and rural) and ACRRM (rural) standards.

For the most up to date Training Post information, visit our website:  
[www.adelaidetooutback.com.au/trainingposts](http://www.adelaidetooutback.com.au/trainingposts)

### **Training Post locations**

#### **Adelaide Hills – Urban/Rural**

Gumeracha Medical Practice, Gumeracha  
Hahndorf Medical Centre, Hahndorf, Mt Barker and Nairne  
Uraidla Family Practice, Uraidla

#### **Adelaide Central and Eastern - Urban**

Adelaide City General Practice, Adelaide  
Adelaide Health Care, Adelaide  
Beulah Park Medical Clinic, Beulah Park  
East Adelaide Health Care, Payneham  
Fountain Corner Family Practice, Parkside  
Health at Campbelltown, Campbelltown  
Kings Park Clinic, Kings Park  
Marden Medical Clinic, Marden  
Nunukuwarrin Yunti, Adelaide and Elizabeth Downs  
Tranmere Village Medical Centre, Tranmere  
University Health Practice, Adelaide

#### **Eyre Peninsula - Rural**

Ceduna Family Medical Practice, Ceduna  
Cummins Medical Clinic, Cummins  
Investigator Clinic, Port Lincoln  
Medgate Medical Centre, Whyalla Playford  
Port Lincoln Aboriginal Health Service, Port Lincoln  
Streaky Bay Medical Clinic, Streaky Bay

### **Flinders and Far North - Rural**

Kanyaka Surgery, Quorn  
Pika Wiya Health Service, Port Augusta, Copley, and Nepabunna  
Port Augusta Medical Centre, Port Augusta  
Royal Flying Doctors Service, Port Augusta

### **Mid North - Rural**

Broughton Clinic, Port Broughton  
Pirie Medical Centre, Port Pirie  
Clare Medical Centre, Clare  
Crystal Brook Medical Centre, Crystal Brook  
Goyders LIne Medical Practice Jamestown and Peterborough  
Victoria Road Medical Centre, Clare  
Wakefield Plains Medical Clinic, Balaklava

### **Murray Mallee - Rural**

Mannum Medical Associates, Mannum



**North Eastern Adelaide - Urban**

East Adelaide Health Care, Payneham  
Family Practice Unit, Highbury  
Ladywood Clinic, Modbury Heights  
North Eastern Health Care, Tea Tree Gully  
Pioneer Medical Centre, Tea Tree Gully  
Regency Medical Clinic, Sefton Park,  
St Agnes Surgery, Ridgehaven  
Tudor Medical Centre, Hampstead Gardens  
Windsor Village Medical Centre, Windsor Gardens

**Northern Adelaide - Urban**

Adelaide Road Clinic, Gawler  
Area Health Service, Edinburgh (Only for ADF Registrars)  
Health Matters Medical Centre, Paralowie  
Hyde & Partners, Gawler  
Martin's Road Family Medical Practice, Parafield Gardens  
Mawson Lakes Medical Centre, Mawson Lakes  
Salisbury Heights Surgery, Salisbury Heights  
Whites Road Medical Centre, Salisbury North

**Northern Territory - Rural**

Alice Springs Family Medical Centre, Alice Springs

**Southern - Urban/Rural**

Bayside Family Medical & Musculoskeletal Practice, Glenelg  
Kangaroo Island Medical Clinic, Kingscote

**Western Adelaide - Urban**

Harbour Medical Services Taperoo, Port Adelaide, and North Haven  
Hindmarsh Medical Clinic, Hindmarsh Athol Park and Prospect  
Midwest Health, Beverley  
Seaton Medical and Specialist Centre, Seaton  
Trinity Medical Centre, Port Adelaide

**Yorke Peninsula - Rural**

Ardrossan Medical Centre, Ardrossan  
Kadina Medical Associates, Kadina, Bute and Wallaroo  
Maitland Health Centre General Practice, Maitland  
Minlaton Medical Centre, Minlaton  
Moonta Medical Centre, Moonta  
Wallaroo Surgery, Wallaroo  
Yorketown Medical Practice, Yorketown



## 05. Acronyms

AOGP	Adelaide to Outback GP Training Program	PGPPP	Pre-vocational GP Placement Program
ACRRM	Australian College of Rural and Remote Medicine	PGY	Post Graduate Year
AGPT	Australian General Practice Training	PMLO	Practice Manager Liaison Officer
DASSA	Drug and Alcohol Services South Australia	RACGP	Royal Australian College of General Practitioners
EMST	Early Management of Severe Trauma	RDWA	Rural Doctors Workforce Agency
FACRRM	Fellowship of ACRRM	RFDS	Royal Flying Doctor Service
FARGP	Fellowship of Rural General Practice	RLO	Registrar Liaison Officer
FRACGP	Fellowship of RACGP	RTP	Regional Training Provider
GP	General Practitioner	SLO	Supervisor Liaison Officer









**Adelaide to Outback  
GP training program**

**Customised  
Personalised  
Specialised**

**Lower Level  
183 Melbourne Street  
North Adelaide  
South Australia 5006**

**Tel +618 8366 3100  
Fax +618 8361 8967  
info@adelaidetooutback.com.au  
www.adelaidetooutback.com.au**